



LINUS 1100

EN Version


2



Loading Area



Sideview Linus 1100



Servodriven Indexing Belt




Gripper Unit at Sealing Station

LINUS 1100

FULLY AUTOMATIC INLINE-TRAYSEALER FOR INDUSTRIAL APPLICATIONS

Linus 1100 is a fully automatic tray sealer for all sealable, prefabricated trays. The trays can be fed into the machine by a [servodriven indexing](#) belt and the transfer to the sealing station is by tray specific gripper unit, enabling a quick and easy change. The standard length of the loading area is 1200 mm and can be extended with an extension module from 1000 mm to 2200 mm. The hinged touch panel is simple and can be operated from both sides.

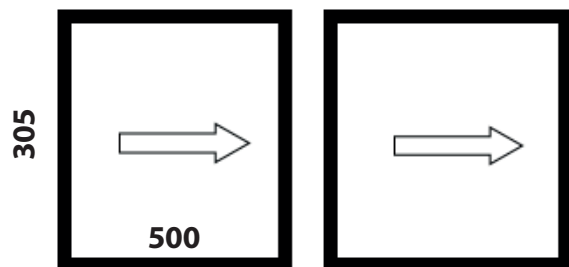
Linus works with a wide variety of tray shapes made from e.g. PP, PET, PS, aluminium and covered carton. The machine is primarily constructed from stainless steel with aluminium tooling and is fitted with adjustable machine feet.








2 fold tool



Outside-Cut max. 500 x 305

Inside-Cut max. 500 x 285

3 fold tool




Outside-Cut max. 325 x 305

Inside-Cut max. 325 x 285

Running direction =

4 fold tool

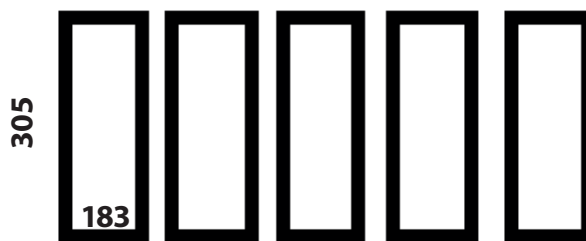


Outside-Cut max. 225 x 305

Inside-Cut max. 225 x 285

Running direction =

5 fold tool



Outside-Cut max. 183 x 305

Inside-Cut max. 183 x 285

Running direction =

6 fold tool



Outside-Cut max. 150 x 270

Inside-Cut max. 150 x 270

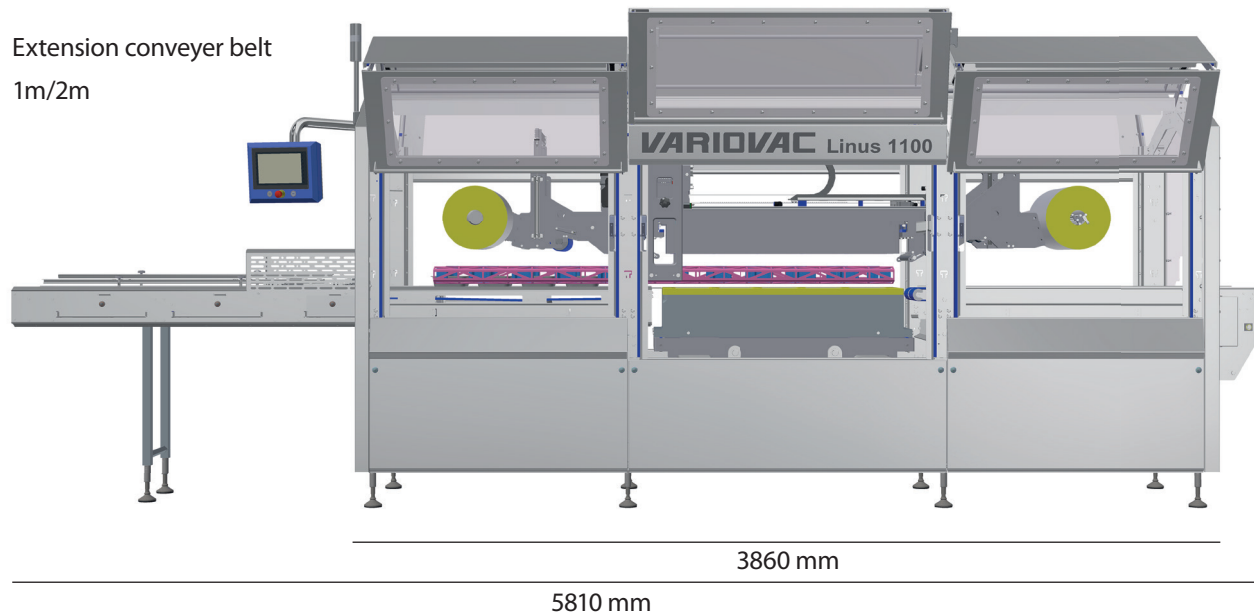
Running direction =

TRAY DIMENSIONS

LINUS 1100

- ✓ max. external dimension of trays (see pictures)
- ✓ max. film width at Outside-Cut = 410 mm
- ✓ max. film width at Inside-Cut = 350 mm
- ✓ max. height of the tray at Outside-Cut = 120 mm
- ✓ max. height of the tray at Inside-Cut = 100 mm

Special tray sizes on request.



LINUS 1100

OPTIONS

- ✓ Extension discharge conveyor (optional)
- ✓ O₂-security device
- ✓ Cutting with opening strap
- ✓ Gas tanks:
 - 20 l (stainless steel)
- ✓ Pumps:
 - 100 m³/h to 630 m³/h
- ✓ Eye spot registration
- ✓ Liquid separator
- ✓ Particulate filter
- ✓ Ethernet connection for Data transfer system
- ✓ Remote control
- ✓ Film upwinding with axial control
- ✓ Tray transfer unit
- ✓ Tray denester
- ✓ Die change with Variolift for a comfortable format change

LINUS 1100

WASH-DOWN EXECUTION

For ease of service and maintenance the side covers can be completely removed and the wing doors folded up. For easy cleaning the conveyor belt can be completely removed without the need for special tools.

- ✓ Stainless steel construction including all safety covers and side panels
- ✓ Wing doors folded up
- ✓ Conveyor belt can be completely removed
- ✓ No dirt traps

LINUS 1100

TECHNICAL INFO

Control	Industrial PC with hinged 10" touchscreen, Programming and storage of 80 distinct recipes, USB port allows for easy data backup, Multiple language options makes the VARIOVAC Linus 1100 universally accessible, Remote diagnostic capability (optional)
Films	Ø max. 300 mm, Core Ø 3"/76 mm
Max. film width	Outside cut = 410 mm, Inside cut = 350 mm
Film transportation	Electric, unwinding and upwinding of the film with pneumatic mandrel
Pneumatics	SMC
Security class	IP65
Compressed air	min. 6 bar
Cycles	Vacuum, Gas - up to 12 cycles/min ≈ 60 trays/min with 5 fold tool Gas flushing, Sealing - up to 15 cycles/min ≈ 75 trays/min with 5 fold tool

To enhance the Linus 1100 and customize it to your needs, additional devices can be added,
e.g. in combination with a tray denester, labeler, coder or filling system.

VARIOVAC

simpler faster better

MORE VARIOVAC. MORE INFORMATION.

VARIOVAC PS SystemPack GmbH
Ernst-Litfaß-Str. 3 and 5
19246 Zarrentin am Schaalsee

Phone +49 38851-823 0
Fax +49 38851-823 120

info@variovac.de



VARIOVAC.DE